


Donate to longevity projects with GitCoin



March 9-24, 2022



For each donated dollar, sponsors provide additional **“matching”** money

Gitcoin uses "[Quadratic funding](#)" dramatically increasing small individual donations, often **5-40x**

*Methods recommended in this guide allow donations with very small transaction fees.
If you do not have crypto it explains how to buy it with FIAT (USD/EURO/etc.) from your credit card*

STEP 1. Install Metamask (it is a crypto wallet)

1. Install the [Metamask browser extension](#)*

- Set password & secret recovery phrase

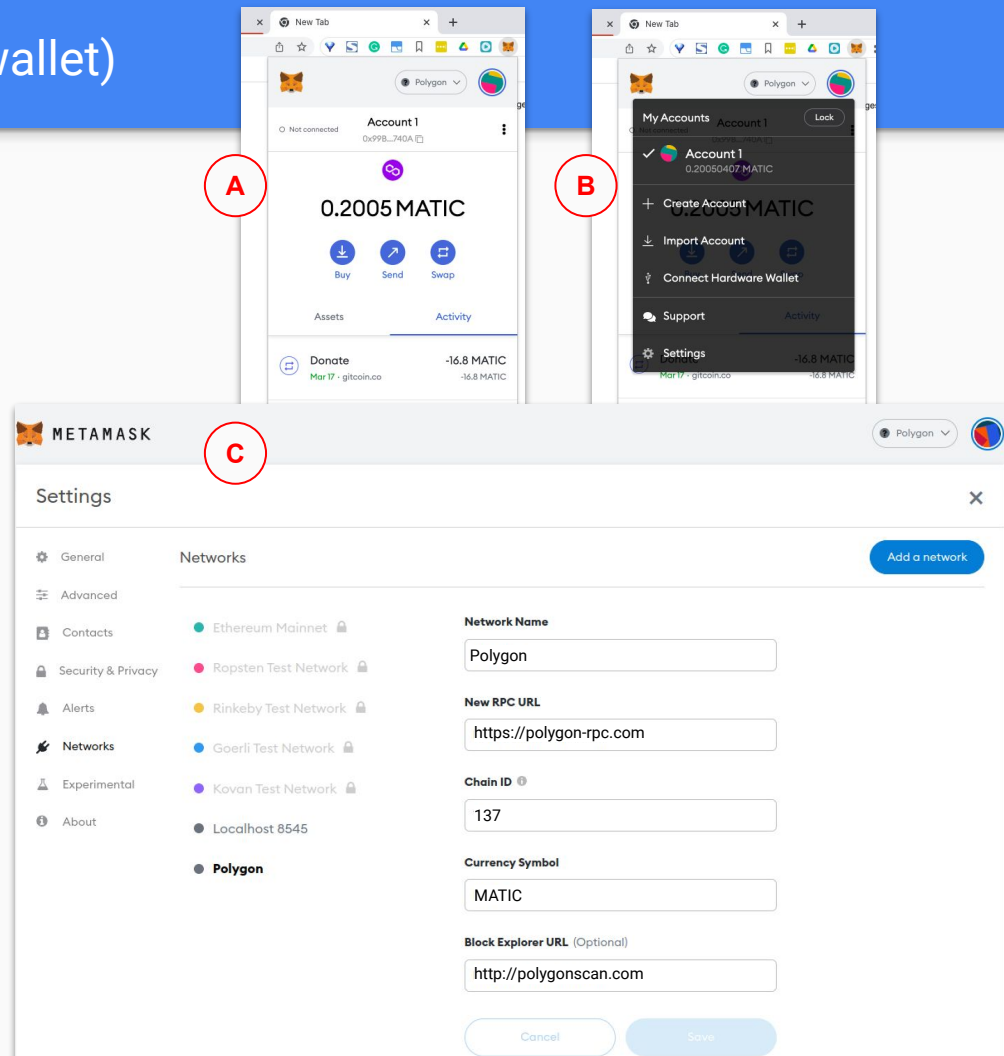
2. Add a new network to your Metamask account from Settings -> Networks -> Add Network (A-C)

- Add the Polygon Network (MATIC currency) to avoid **HUGE** Ethereum transaction fees
- Manually fill in the settings for Polygon; see here ⇒

[Now you have a crypto wallet for Polygon!](#)

* **Alternative to browser extension:** from your mobile app store, install the Metamask app. *Beware: Some users could not check-out with Polygon from mobile.*

Here is a [Metamask and Polygon video tutorial](#)



STEP 2. Exchange FIAT (EURO/USD/etc.) money to MATIC on Polygon

Use an exchange that convert FIAT DIRECTLY to MATIC (Polygon), for example:

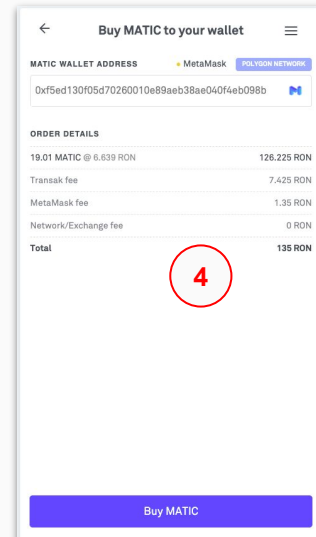
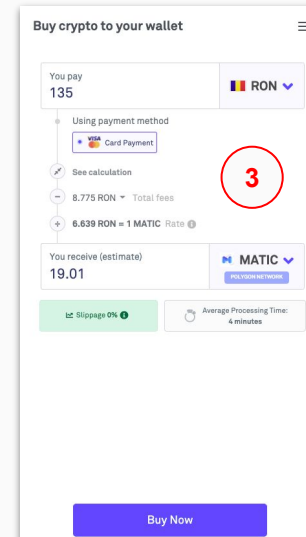
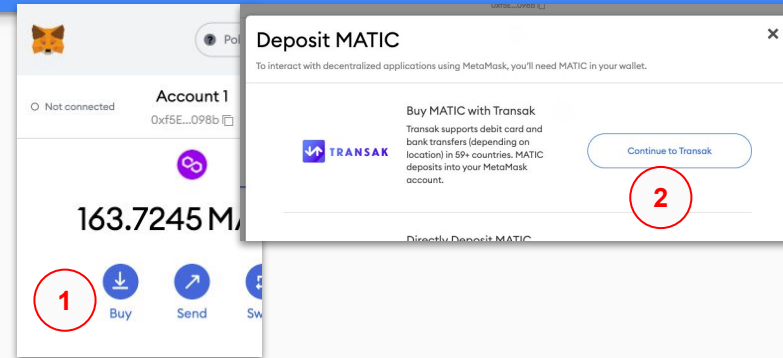
1. You can buy MATIC directly from **MetaMask** (1-2)
 - using the [Transak](#) (3-4) exchange platform (alternative at the bottom)
 - *Note: you will have to provide KYC (know your customer) details; KYC questions: name, email, date of birth, address, proof of address, passport*

Make sure that:

- you buy MATIC (**recommended**) or any crypto-currency. It **must be on Polygon network** (usually have **"on Polygon"** in the name)
- *Note! Buying crypto on Ethereum network means spending huge transaction fees when moving from Ethereum to Polygon*

Other exchange options:

2. [Ramp](#)
3. [MoonPay \(video example\)](#)
4. [Sendwyre](#)
5. [CarbonMoney](#)
6. [Netwon](#)



STEP 3. Login to GitCoin using GitHub

1. Login at gitcoin.co with your github account

- No GitHub? Register account here - <https://github.com/>

2. Identify interesting longevity projects

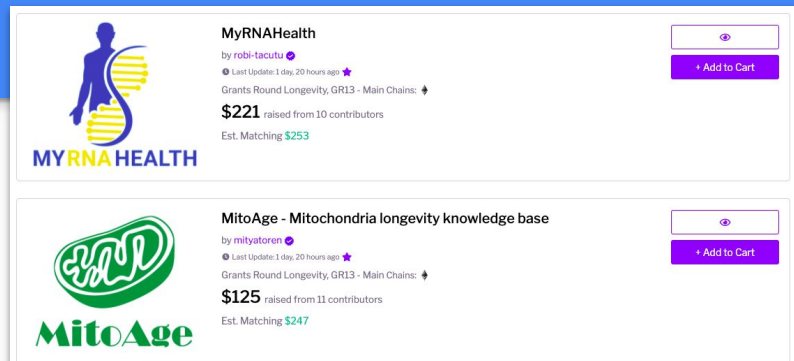
- Two of our favorite examples are on the right ;)
- Go to <https://gitcoin.co/grants/5221/myrnahealth> and to
- <https://gitcoin.co/grants/5171/mitoage-mitochondria-longevity-knowledge-base>

3. Add projects to Cart; set MATIC(!) and amounts (1)

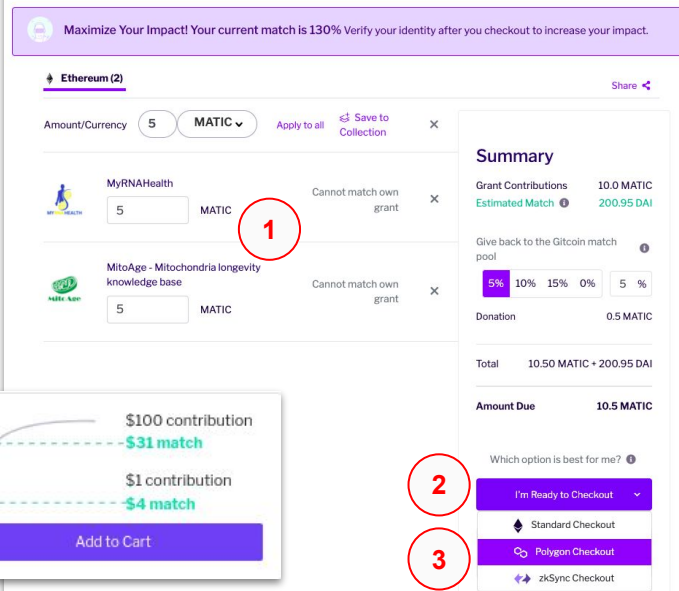
4. I'm ready to Checkout (2) => Polygon checkout (3)

5. Select MetaMask wallet

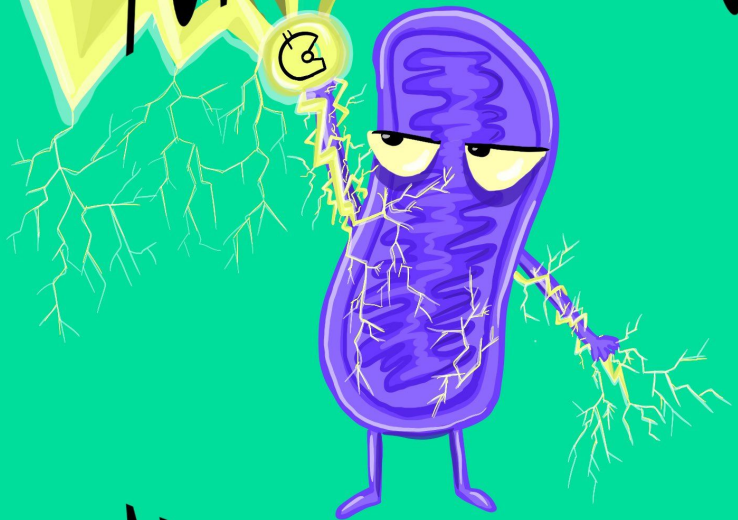
- You need MATIC (highly recommended) in your MetaMask wallet
- After checkout, confirm the transaction in Metamask



Grants Cart



POWERED BY GITCOIN



AND MITOCHONDRIA

**THANK YOU FOR YOUR
SUPPORT!**

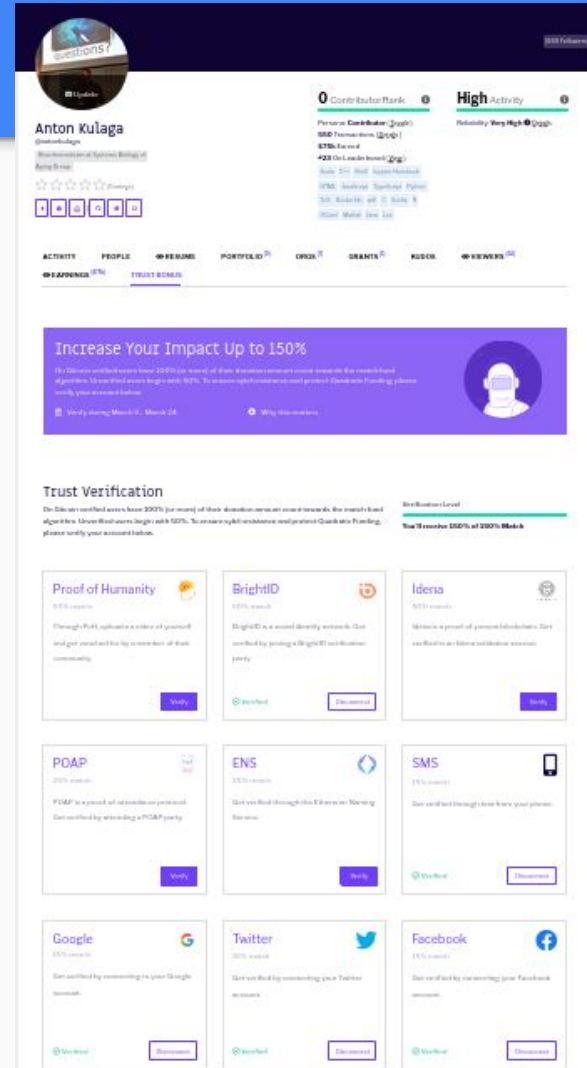
Bonus step. Improve GitCoin trust score to increase matching

To increase matching on your donations:

- GitCoin => My Account => Profile => **Trust Bonus** (screenshot on the right)
- Verify your account with some of the provided options

Here is the [video](#) showing how to increase trust

- SMS, Google, Twitter verifications are the easiest
- BrightID is a bit more complex, but gives a larger "trust" bonus to newcomers
 - Requires: installation of mobile app and attending a zoom call at <https://meet.brightid.org>






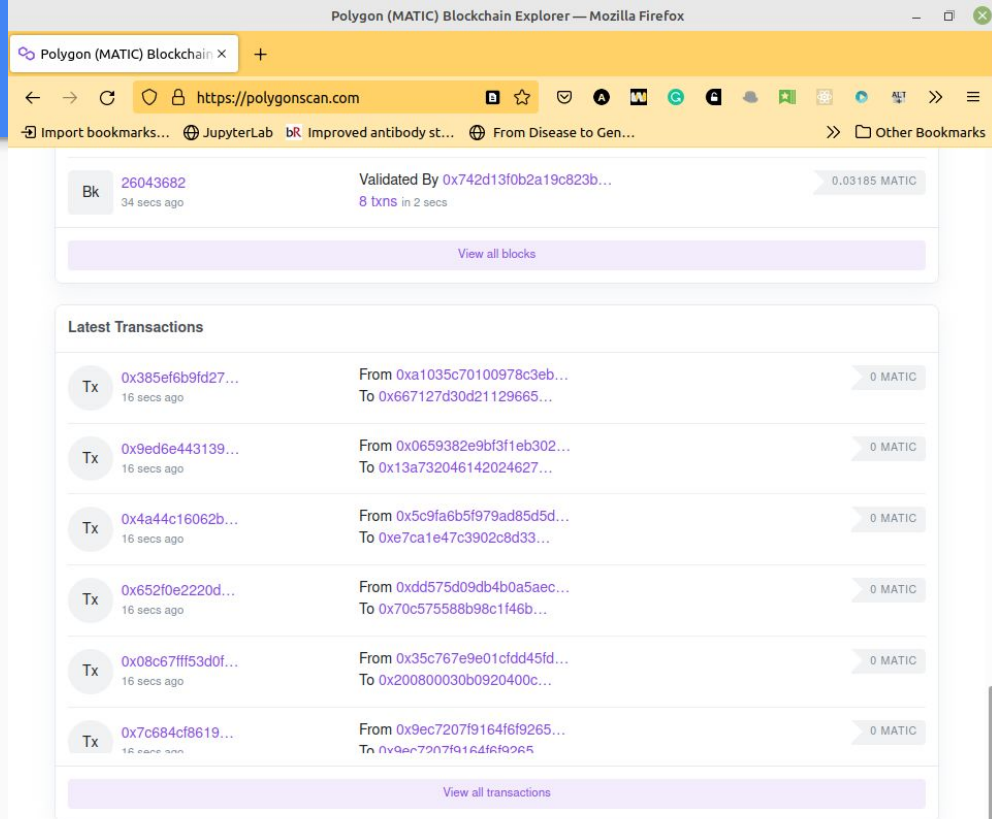
FAQ and TIPS slides

Can I add Polygon to wallet in one click?

You can avoid entering Polygon settings manually

Just go to <https://polygonscan.com/> and select “Add Polygon Network” (see screenshot)

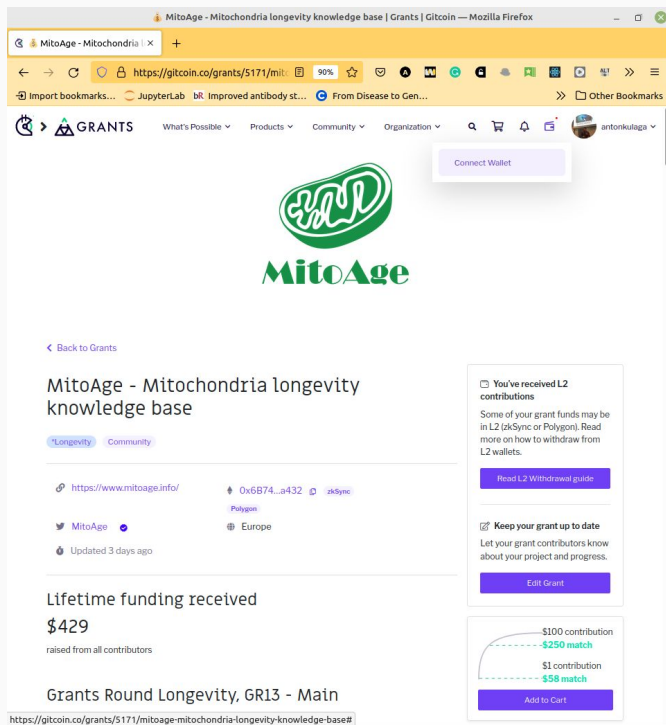
Works only if you use Metamask browser extension



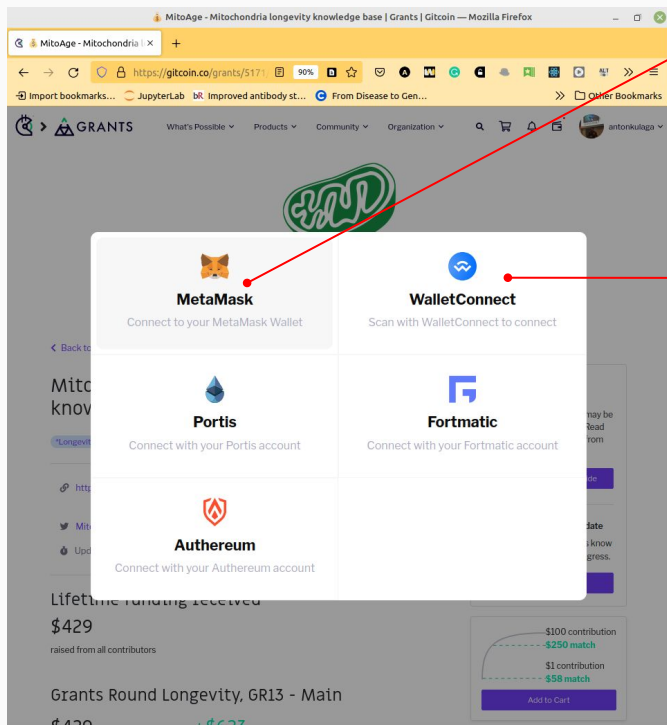
How can I connect my wallet to Gitcoin? Which option to choose?

To donate to any Gitcoin project you have to connect your crypto wallet first

Click "Connect Wallet"



Choose wallet

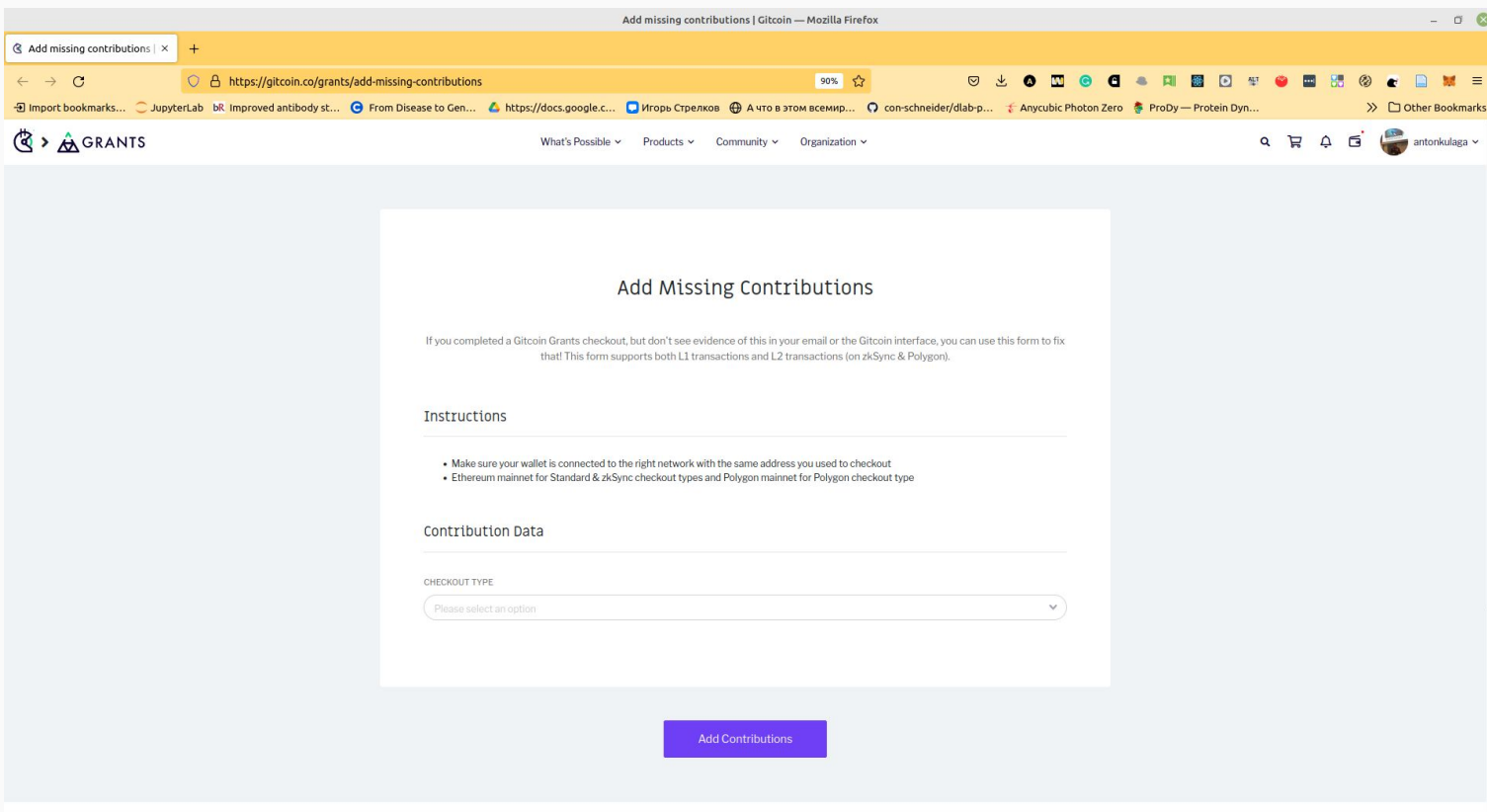


Choose if you use
Metamask browser
extension

Choose if you use
mobile Metamask or
any other wallet that
supports
WalletConnect

What should I do if transaction succeeded but not displayed on Gitcoin Website?

You can add it manually by going <https://gitcoin.co/grants/add-missing-contributions> and adding transaction hash



The screenshot shows a web browser window with the URL <https://gitcoin.co/grants/add-missing-contributions>. The page title is "Add missing contributions | Gitcoin — Mozilla Firefox". The browser's address bar shows the URL and a 90% zoom level. The page content is titled "Add Missing Contributions" and includes a sub-header "GRANTS". Below the title, there is a paragraph explaining the form's purpose: "If you completed a Gitcoin Grants checkout, but don't see evidence of this in your email or the Gitcoin interface, you can use this form to fix that! This form supports both L1 transactions and L2 transactions (on zkSync & Polygon).". The form is divided into two main sections: "Instructions" and "Contribution Data". The "Instructions" section contains two bullet points: "• Make sure your wallet is connected to the right network with the same address you used to checkout" and "• Ethereum mainnet for Standard & zkSync checkout types and Polygon mainnet for Polygon checkout type". The "Contribution Data" section contains a dropdown menu labeled "CHECKOUT TYPE" with the placeholder text "Please select an option". At the bottom of the form, there is a purple button labeled "Add Contributions".

Add missing contributions | Gitcoin — Mozilla Firefox

https://gitcoin.co/grants/add-missing-contributions 90%

GRANTS

Add Missing Contributions

If you completed a Gitcoin Grants checkout, but don't see evidence of this in your email or the Gitcoin interface, you can use this form to fix that! This form supports both L1 transactions and L2 transactions (on zkSync & Polygon).

Instructions

- Make sure your wallet is connected to the right network with the same address you used to checkout
- Ethereum mainnet for Standard & zkSync checkout types and Polygon mainnet for Polygon checkout type

Contribution Data

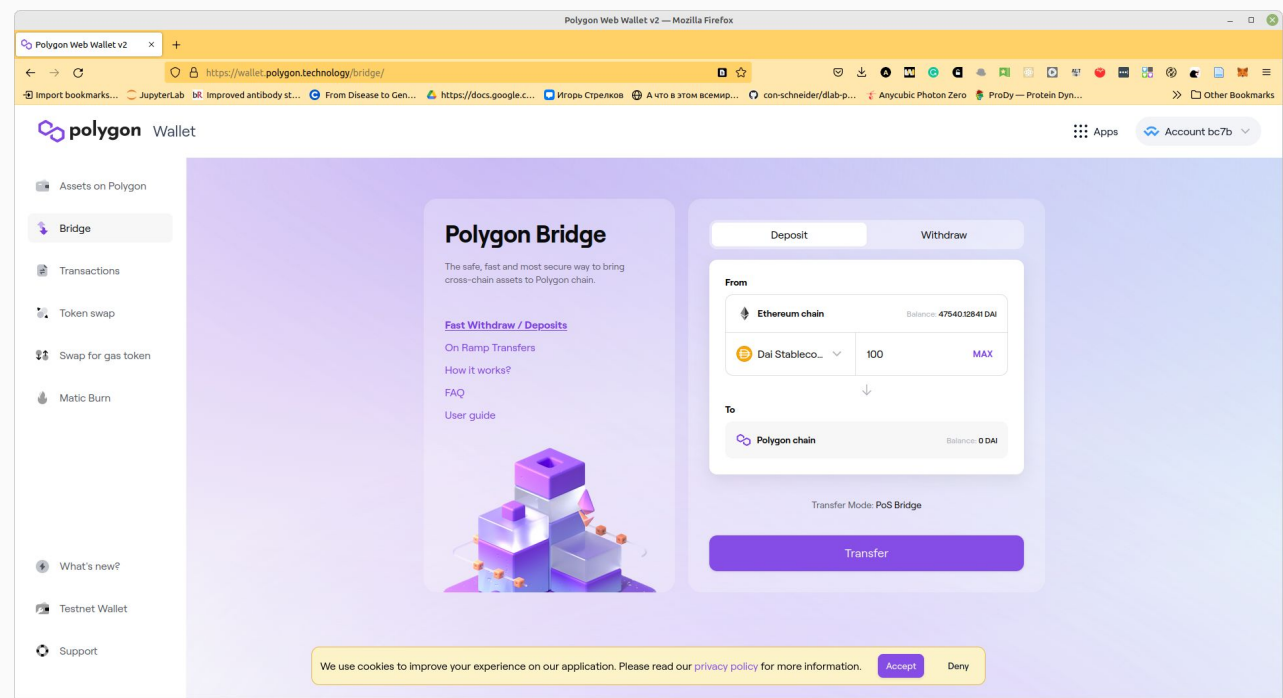
CHECKOUT TYPE

Please select an option

Add Contributions

I already have crypto on Ethereum network, what should I do?

Donation with coins on Ethereum network work the same, but you have to pay huge transaction fees
If you want you can also convert to Polygon anyway with the the Polygon bridge
<https://wallet.polygon.technology/bridge>



Can I just send money to your wallet address?

You can, but will get any matching for you donation.

As the matching is often 2-20 times larger than donation itself we still recommend to donate through Gitcoin website that sends money to Gitcoin smart contract.